

Franke Kaffeemaschinen AG
Franke-Strasse 9
4663 Aarburg
Switzerland
Fon +41 62 787 36 07
Fax +41 62 787 30 10
www.franke.com

Franke Coffee Systems GmbH
Franke Strasse 1
97947 Grünsfeld
Germany
Fon +49 9346 9278 0
Fax +49 9346 9278 100
www.franke.de

Franke Coffee Systems
UK Ltd
18 Handley Page Way,
Old Parkbury Lane,
St Albans,
Hertfordshire AL2 2DQ
England
Fon +44 1923 635700
Fax +44 1923 635701
www.franke.com

Franke Coffee Systems
Americas
800 Aviation Parkway
Smyrna, TN 37167
USA
Fon +1 615 462 4265
Fax +1 615 462 4400
www.franke.com

Franke Japan Inc.
Amflat, 12-35-12
Nihonbashi Ningyocho, Chuo,
Tokyo 103-0013
Japan
Fon +81 3 5642 5880
www.franke.com

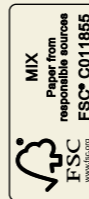
T 400


The powerful Espresso queen

A MACHINE FOR REAL ENTHUSIASTS



19'328'659/11.13/CH-EN/Subject to dimensional, design and version changes.
visu! AG | Agentur für Identity und Kommunikation





The T 400 unites soft lines, elegance and typical Italian design. The classical and yet modern appearance of the retro style Espresso machine is a real eye catcher that still goes with any room decor. The effectively lit displays beautifully complete the stylish appearance of the T 400.

Antonella Biasini
Caffè la Spezia, Lucca, Caffè Latte

STRONG DESIGN, STRONG PERFORMANCE

The T 400 for Franke Coffee Systems Traditional Line is not only a highlight in terms of design, but also offers the most modern technological equipment and the highest level of ease of use.



- 1 PERFECT FORM IN ITALIAN DESIGN
- 2 A CLEAN CUT AFFAIR
- 3 COMFORTABLE TEMPERATURE CONTROL
- 4 TWO AT ONE GLANCE
- 5 PERFORMANCE INCREASE



PERFECT FORM IN ITALIAN DESIGN

With its elegant design, and soft lines, the T 400 unifies the typical Italian design.



A CLEAN CUT AFFAIR

The rust-proof stainless steel not only impresses with its modern aesthetics. The specially treated surface ensures finger prints and water marks do not stand a chance.



COMFORTABLE TEMPERATURE CONTROL

The semi-automatic T 400 portafilter machine has electronic temperature monitoring. The brewing temperature can be individually set for each group.



TWO AT ONE GLANCE

The T 400 has a dial manometer display for the pump and boiler pressure.



PERFORMANCE INCREASE

Thanks to the temperature increase function, the boiler temperature can quickly be increased, thus increasing the machine's performance.

T 400 – JUST TO YOUR LIKING

What are your demands for an Espresso machine? Set the machine up according to your needs.

PERFECT MILK FOAM

With the optional auto-steam function, the temperature of the milk is monitored while foaming and the foaming process ends automatically. The air supply to the steam nozzle and the temperature for foaming the milk can be adjusted.

ATTRACTIVE, POWERFUL, COMPACT!

For the little café, bistro or a bar, the T 400 Compact is exactly right for spoiling customers with the perfect coffee indulgence. It may be small, but lacks nothing in comparison to the «big ones»: high performance due to 2 brewing groups, 2 steam dispensers and a hot water dispenser.



T 400 Compact

ONE STEP FURTHER

Each coffee specialty also demands the right cup. The T 400 Take Away offers extra space for glasses, mugs and large and small cups thanks to its extra height.



T 400 Take Away



2, 3 OR 4 BREWING GROUPS

Here too, the T 400 fulfills every demand. Depending on the size of the business, it offers the right solution.



T 400-2 Groups



T 400-3 Groups



T 400-4 Groups

INDIVIDUALLY PROGRAMMABLE


Due to the optional bypass function, the brewing temperatures can also be set for different drinks (e.g. Espresso and Cafè crème).



FLEXIBLE COLORS

So that the T 400 fits in with the decor of the business even better, there are a variety of side-wall colors to choose from:

BLACK



WHITE



RED



«ENJOY THE PLEASURE
TOGETHER».



FACTS & FIGURES

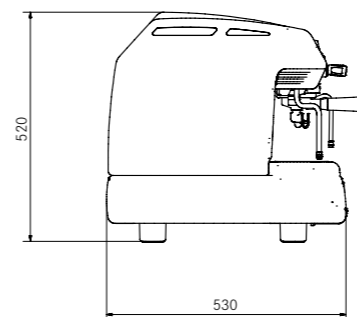
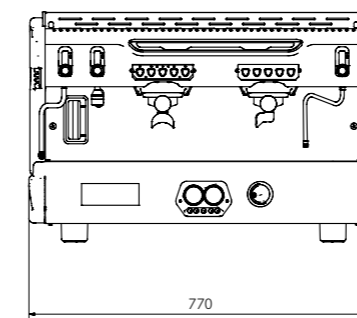
STANDARDS

- Semi-automatic Espresso coffee machine with 2, 3 or 4 brewing groups
- Freely programmable dosage of the output amount
- Each group has four individually programmable buttons and an individual button (Start/Stop)
- Automatic filling
- Electrical heating system with dual manometer for boiler and pump pressure control
- 1 hot water outlet/2 steam outlets
- Electronic boiler temperature control
- Water temp. in the boiler can be precisely set and controlled
- Function of the automatic operating temperature increase
- ITC function for adjustable brewing-water temperature and display per brewing group

- Alarm for operational irregularities
- Rust proof stainless steel, high quality materials
- Special pre-treated stainless steel surface prevents fingerprints and spots
- Narrow diameter filter, 53 mm, ideal for Espresso parameters (7 grams)
- Available colours: black, white, red.

OPTIONAL

- Autosteam
- Electrical cup warmer



2 GROUPS

	T 400	T 400 TAKE AWAY
Dimensions: WxDxH (mm)	770x530x520	770x530x600
Weight (kg)	65	70
Boiler capacity (liters)	10	10

3 GROUPS

	T 400	T 400 TAKE AWAY
Dimensions: WxDxH (mm)	1000x530x520	1000x530x600
Weight (kg)	80	86
Boiler capacity (liters)	15	15

4 GROUPS

	T 400	T 400 TAKE AWAY
Dimensions: WxDxH (mm)	1235x530x520	1235x530x600
Weight (kg)	97	104
Boiler capacity (liters)	20	20

T 400 COMPACT

Dimensions: WxDxH (mm)	580x530x520
Weight (kg)	54
Boiler capacity (liters)	5

CONNECTED LOAD AND HEATING CAPACITY

	2 GROUPS	3 GROUPS	4 GROUPS	T 400 COMPACT
Volt	400/220/240	400/220/240	400/220/240	200/220/240
Hz	50/60	50/60	50/60	50/60
W	4100	6500	6500	3000/3800

	2 GROUPS TAKE AWAY	3 GROUPS TAKE AWAY	4 GROUPS TAKE AWAY
Volt	400/220/240	400/220/240	400/220/240
Hz	50/60	50/60	50/60
W	4100	6500	6500

Please check country specific product availability as these may vary.